






	Package contents	Refer to the insert in your siRNA library package for content details.
	Storage conditions	<ul style="list-style-type: none"> Store at or below –20°C. Do not store in a frost-free freezer. (Dried oligonucleotides are shipped at room temperature.) 12-month shelf life
	Required materials	<ul style="list-style-type: none"> RNase-free reagents Transfection reagent e.g. Lipofectamine™ RNAiMAX
	Timing	Transfection preparation: 15 minutes Final incubation: 1–3 days
	Selection guide	<p>siRNAs</p> <p>Go online to view related products.</p>
	Product description	<ul style="list-style-type: none"> <i>Silencer™</i> siRNAs are built on stringent bioinformatics to ensure high target specificity and siRNA potency for reliable siRNA screening. <i>Silencer™</i> libraries include Pre-designed and Validated siRNAs. A few siRNAs target more than one gene's transcript(s), due to gene families with highly homologous members or predicted genes with high homology to verified genes.
	Handling instructions	<ul style="list-style-type: none"> RNA oligonucleotides are susceptible to degradation by exogenous ribonucleases introduced during handling. Wear gloves when handling this product. Use RNase-free reagents, tubes, and barrier pipette tips.
	Online resources	Visit the product page for additional information and protocols. For support, visit www.thermofisher.com/support .

For Research Use Only. Not for use in diagnostic procedures.


siRNA resuspension guidelines

We recommend preparing 10 µM siRNA stock solutions.

- Briefly centrifuge the plate to ensure that the dried siRNA is at the bottom of the wells.
- Resuspend the siRNA in nuclease-free water at a final concentration of 10 µM (25 µL for 0.25 nmol siRNA).
- (Optional) Aliquot siRNAs into one or more daughter plates to limit the number of freeze-thaw cycles to which the siRNAs are subjected. Solutions at concentrations >2 µM can undergo up to 50 freeze-thaw cycles without significant degradation.
- Store at or below –20°C in a non-frost-free freezer until use.

Once reconstituted in nuclease-free water, the siRNA is ready to transfect at your choice of final concentration.

Transfection guidelines

 See page 2 to view guidelines for transfection of siRNAs using Lipofectamine™ RNAiMAX Reagent. A range of siRNA concentration and transfection conditions should be optimized prior to siRNA screening for optimal RNA knockdown. We recommend using 30 nM final siRNA concentration as a starting point.

Reverse transfection is faster to perform than forward transfection, and it is the method of choice for high-throughput transfection. Perform reverse transfection by preparing the siRNA transfection complexes inside the wells, and then adding cells and medium. Because the cells and siRNA-reagent complexes are prepared on the same day, we recommend using 2.5× more cells than for forward transfection.

Transfection efficiency varies according to the cell type and transfection agent used. To optimize, determine the conditions that result in maximum gene silencing with minimal cytotoxicity. Maintain conditions across experiments, and use positive and negative controls in all plates

Limited product warranty

Life Technologies Corporation and/or its affiliate(s) warrant their products as set forth in the Life Technologies' General Terms and Conditions of Sale found on Life Technologies' website at www.thermofisher.com/us/en/home/global/terms-and-conditions.html. If you have any questions, please contact Life Technologies at www.thermofisher.com/support.

Disclaimers

TO THE EXTENT ALLOWED BY LAW, LIFE TECHNOLOGIES AND/OR ITS AFFILIATE(S) WILL NOT BE LIABLE FOR SPECIAL, INCIDENTAL, INDIRECT, PUNITIVE, MULTIPLE OR CONSEQUENTIAL DAMAGES IN CONNECTION WITH OR ARISING FROM THIS DOCUMENT, INCLUDING YOUR USE OF IT.

Important Licensing Information

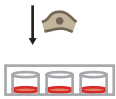


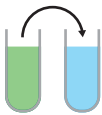



These products may be covered by one or more Limited Use Label Licenses. By use of these products, you accept the terms and conditions of all applicable Limited Use Label Licenses.

© 2015 Thermo Fisher Scientific Inc. All rights reserved.

All trademarks are the property of Thermo Fisher Scientific and its subsidiaries unless otherwise specified.

Transfection procedure

This procedure is designed for siRNA in combination with Lipofectamine™ RNAiMAX. The prepared mix is sufficient for triplicate transfections with overage.

Timeline		Steps	Procedure Details			
			Component	384-well	96-well	24-well
Day 0	1	 Seed cells to be 60–80% confluent at transfection	Adherent cells	$0.8\text{--}2 \times 10^3$	$1\text{--}4 \times 10^4$	$0.5\text{--}2 \times 10^5$
	2	 Dilute Lipofectamine™ RNAiMAX Reagent in Opti-MEM® Medium	Opti-MEM™ Medium	20 µL	25 µL	50 µL
			Lipofectamine™ RNAiMAX Reagent	0.3 µL	1.5 µL	3 µL
Day 1	3	 Dilute siRNA in Opti-MEM® Medium	Opti-MEM™ Medium	20 µL	25 µL	50 µL
			siRNA (10 µM stock)	0.75 µL (7.5 pmol)	1.5 µL (15 pmol)	3 µL (30 pmol)
	4	 Add diluted siRNA to diluted Lipofectamine™ RNAiMAX Reagent (1:1 ratio)	Diluted siRNA	20 µL	25 µL	50 µL
			Diluted Lipofectamine™ RNAiMAX Reagent	20 µL	25 µL	50 µL
	5	 Incubate	Incubate for 5 minutes at room temperature.			
Day 2–4	6	 Add siRNA-lipid complex to cells	siRNA-lipid complex	8 µL	10 µL	50 µL
			Final component per well	384-well	96-well	24-well
			siRNA (30 nM final)	1.5 pmol	3 pmol	15 pmol
			Lipofectamine™ RNAiMAX	0.06 µL	0.3 µL	1.5 µL
			Total volume (includes culture medium)	50 µL	100 µL	500 µL
Day 2–4	7	 Visualize/analyze transfected cells	Incubate cells for 1–3 days at 37°C, then analyze transfected cells.			