

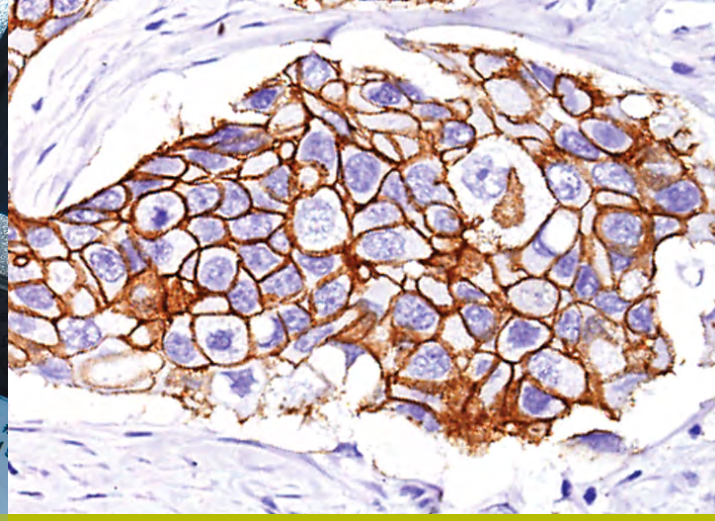

Thermo Scientific
Immunohistochemistry Solutions

- Antibodies
- Detection Systems
- Automation

consistent patient results

affordable open system

Thermo
SCIENTIFIC

The results they deserve.

The bottom line you expect.



Someone depends on your ability to make an accurate assessment. Thermo Scientific™ Immunohistochemistry (IHC) solutions deliver the high quality results required for your patient's diagnosis and are surprisingly more affordable.

Our instrument and reagent portfolio provides the complete solution for IHC. Plus, with our versatile acquisition options, even low volume laboratories can benefit from the greater profitability of IHC.

An IHC portfolio that meets the needs of your patients and your bottom line. Just another way we support you — the face behind the glass.

positively impacting patients





Pathologists – Enhance your ability to do what is best for the patient.

- Consistent and reliable results with precise antigen retrieval and proven instrumentation.
- Advanced detection systems enhance sensitivity yielding quality results even with challenging antibodies.
- Comprehensive antibody panels and open instrumentation ensure you can always choose the ideal antibodies for each test.

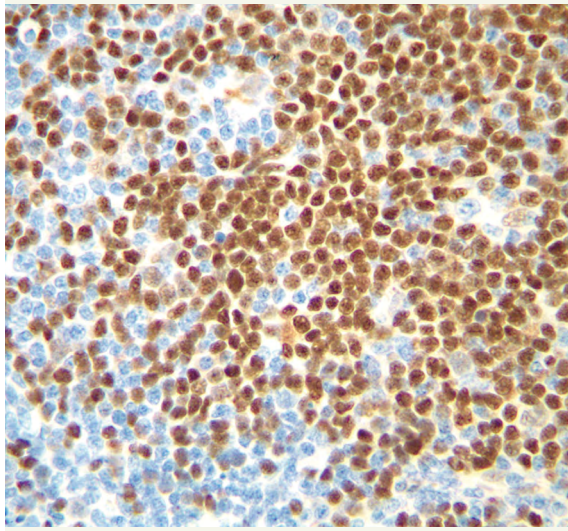

Lab Managers – Enjoy the security of a simple, efficient, reliable resource.

- Standardization via the automated Thermo Scientific PT Module antigen retrieval device and Autostainer ensures quality results.
- Compatibility with on demand labeling optimizes workflow and reduces errors.
- Fully open systems allow you to control your own costs and integrate new technologies as they become available.

Technologist – Gain the freedom to better utilize your time.

- Antigen retrieval automation and monitoring ensures that the process is always consistent while consuming less of your time.
- Use our optimized protocols or design your own with open instrumentation.
- Proven instrumentation allows you to spend your time handling the results instead of diagnosing instrumentation problems.
- Full bar coding of slides and reagents simplifies the instrument loading and programming process.



Purchasing and Administration – Save money while saving lives.

- Get the best value by working with the instrument and reagent manufacturer.
- Benefit from the simplicity of receiving all your histology solutions from a single source.

Comprehensive Thermo Scientific Antibody Portfolio

Comprehensive Thermo Scientific antibody panels include many markers recognized as the gold standards for each IHC target. Plus our instrumentation is completely open allowing utilization of antibodies from any source, ensuring that the ideal test will always be available to assess your patient.

Thermo Scientific Antibody Portfolio

- Comprehensive array of IVD antibodies ensures key markers are readily available.
- Industry leading rabbit monoclonal antibodies deliver excellent staining and accurate results.
- Open instrumentation gives the user control to select the best clones from any source.
- Affordable price per test.



Continously bringing you high quality Antibodies

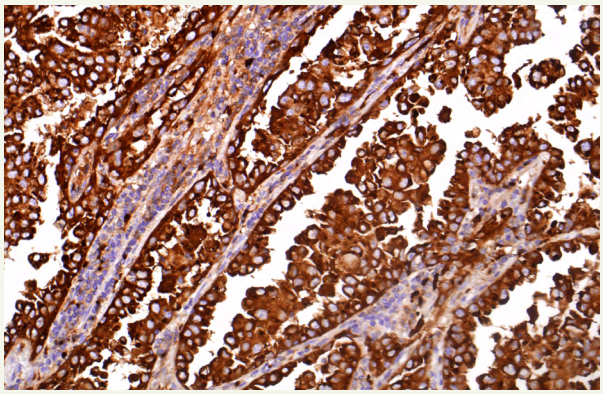

FFPE human Adenocarcinopma stained with Napsin A antibody (RM-2121, clone EPR6252)

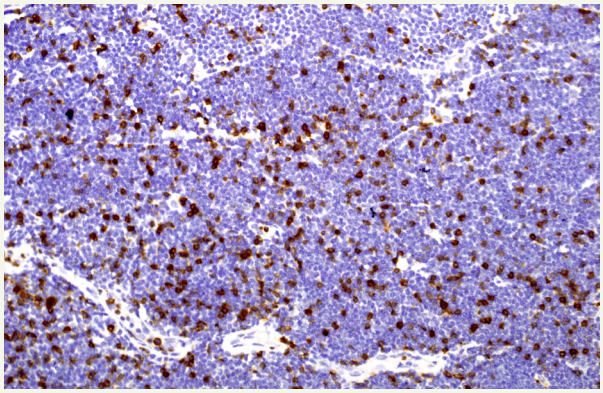

FFPE human Peripheral T-cell lynphoma stained with CD7 antibody (RN-2122, clone EPR4242)

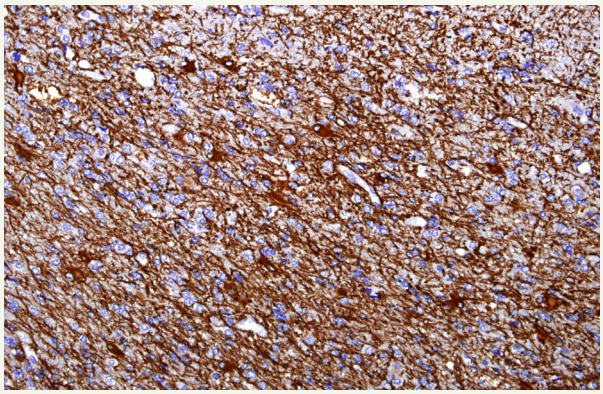

FFPE human Astrocytoma stained with GFAP antibody (RM-2125, clone EP13)

For a comprehensive listing of all Thermo Scientific Antibodies see our IHC catalog or visit www.thermoscientific.com/labvision.

Thermo Scientific™ UltraVision™ Quanto detection system enhances sensitivity while reducing cost per test and turn around time.



UltraVision Quanto – Routine Clinical Detection

- Amplified micropoylmer enhances sensitivity of both rabbit and mouse antibodies.
- Improves performance of routine and challenging markers.
- Reduces costs by allowing further dilution of primary antibodies.
- Dual link configuration ensures that a single detection system can be used for all your clinical protocols.

Quanto HRP Protocol

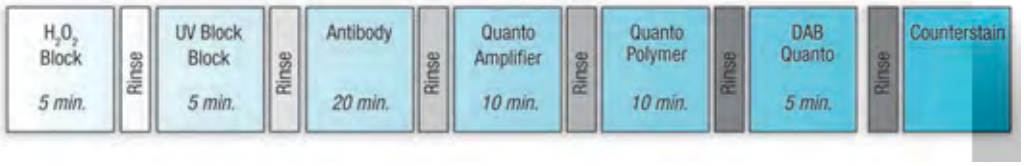

Patient Results Faster

Dewax and HIER buffers completely eliminate the manual deparaffinization and rehydration steps prior to immunohistochemistry, reducing manual interaction steps and improving turn around time.

IHC with Solvent Deparaffinization

1. Section
2. Bake
3. Place slides in rack
4. Deparaffinize in a solvent
5. Alcohol Rehydration
6. Distilled water
7. Transfer wet slides to another rack
8. Epitope Retrieval
9. Stain
10. Dehydrate and Coverslip

Save up to 30 minutes per staining run

Automated Pretreatment with Dewax and HIER Buffers

1. Section
2. Bake
3. Place slides in rack
4. Dewax and HIER
5. Stain
6. Dehydrate and Coverslip





Instrumentation



480S

The Autostainer 480S and PT Module antigen retrieval device are the ideal solution for clinical laboratories where rapid turn around time and workflow are key. Slide throughput is a maximun of 144 slides per day.

Thermo Scientific™ Autostainer 480S System

Slide Capacity: Up to 48 slides per run
Reagent Vial Capacity: Up to 49 reagent vials



360

Thermo Scientific™ Autostainer 360 System

Slide Capacity: Up to 36 slides per run
Reagent Vial Capacity: Up to 40 reagent vials

720



Thermo Scientific™ Autostainer 720 System

Slide Capacity: Up to 84 slides per run
Reagent Vial Capacity: Up to 40 reagent vials

The Industry Standard in IHC Automation

With a proven record for consistency and dependability, and more than 6,000 units placed, the Thermo Scientific Autostainer platform is the most widely used IHC instrument in the world.

- Dual bar coding (slides and reagents) verifies that the correct test is performed on the patient while reducing errors.
- Completely open system allows you to control your own costs, and configure the instrument to meet your needs.
- Rapid turnaround time by processing small batches quickly.
- Small modular system grows with your testing volume.
- Best value available by working directly with the instrument manufacturer.

Consistent Reproducible Antigen Retrieval

The Thermo Scientific PT Module antigen retrieval device precisely duplicates antigen retrieval conditions across all slides. The gentle heat quickly produces outstanding results while maintaining the integrity of delicate tissue. In addition most users can streamline testing practices by consolidating various antigen retrieval methods into only 1 or 2 PT Module antigen retrieval device procedures which can be run simultaneously. Precise temperature control without the damaging effects of temperature variations, microwaves, or pressure delivers a level of consistency unmatched by any other instrument available.

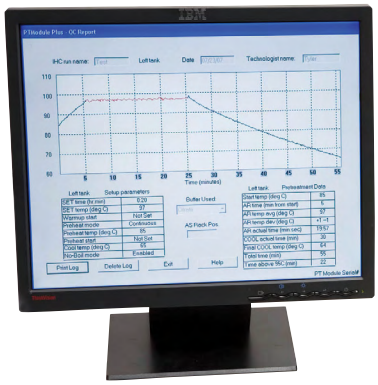





Simple one step rack transfer from the PT Module antigen retrieval device to the Autostainer saves operating costs and improves turn around time.

Thermo Scientific Immunohistochemistry Instrument Specifications

Autostainer 360

Product Description	Items Included	Specifications	Part Number
Autostainer 360	Autostainer 360, UPS (110V only), Report Printer, 2x Label Printers, Computer Pkg	Max. Capacity - 36 Slides 40 reagent vials Instrument Dimensions (not including computer) - 30.0" W x 26.4" D x 22.8" H / 76cm W x 67cm D x 58cm H Weight - 121lbs, 55kg	A80500004A - 110V A80500003 - 240V
Autostainer 360 + PT Module	Autostainer, UPS (110V only), Report Printer, 2x Label Printers, Computer Pkg, PT Module		A80500024 - 110V A80500023 - 240V

Autostainer 480S

Product Description	Items Included	Specifications	Part Number
Autostainer 480S	Autostainer 480S, UPS (110V only), Report Printer, 2x Label Printers, Computer Pkg	Max. Capacity - 48 Slides 40 reagent vials Instrument Dimensions (not including computer) - 36" W x 26.4" D x 22.8" H / 91cm W x 67cm D x 58cm H Weight - 143lbs, 65kg	A80500008A - 110V A80500007 - 240V
Autostainer 480S + PT Module	Autostainer, UPS (110V only), Report Printer, 2x Label Printers, Computer Pkg, PT Module		A80500028 - 110V A80500027 - 240V

Autostainer 720

Product Description	Items Included	Specifications	Part Number
Autostainer 720	Autostainer, UPS (110V only), Report Printer, 2x Label Printers, Computer Pkg, PT Module	Max. Capacity - 84 Slides 40 reagent vials Dimensions Instrument (not including computer) - 50.4" W x 26.4" D x 22.8" H / 128cm W x 67cm D x 58cm Weight - 176lbs, 80kg	A805000010A - 110V A805000009 - 240V
Autostainer 720 + PT Module	Autostainer, UPS (110V only), Report Printer, 2x Label Printers, Computer Pkg, PT Module		A80500031 - 110V A80500029 - 240V
Autostainer 720 + 2X PT Module	Autostainer, UPS (110V only), Report Printer, 2x Label Printers, Computer Pkg, 2x PT Modules		A80500030 - 110V

PT Module

Product Description	Items Included	Specifications	Part Number
PT Module	PTModule - PTModule Unit Slide Tanks - Two stainless steel tanks and lids Pump - Diaphragm buffer pump Manual - Electronic manual on CD	Max. Capacity - 48 slides w/ Autostainer racks (24 per well) 240 slides w/ standard slide racks (120 per well) Dimensions Instrument - 10.6" W, 26.6" D, 10.3" H / 27cm W, 65cm D, 26 cm H Weight (Empty) - 33lbs, 15kg Electrical Specifications - 110/120 VAC, 50/60hz, 10a max 220/240 VAC. 50hz 5a max	A80400012 - 110V A80400011 - 240V

Accesories and Parts

Product Description	Items Included	Part Number
2D Vial Storage Tray	Stackable Tray for 40 Barcoded Vials	S00140
Barcode Vials	12ml Vials for 2D Barcoding	K00029
15ml LV-1 Vial	15ml Clear Cylindrical Vial for LV-1	S20002
Slide Labels (Flap)	Solvent Resistant Slide Labels with Clear Flap	A80510135
Slide Labels	Solvent Resistant Slide Labels with No Flap	A80510081
Reagent Labels	Reagent Labels 2D Barcoded Vials	A80510134
Carboy Kit	Includes 4 ten-liter carboys	A80510082
Autostainer Reagent Tray	Reagent Tray with Wash Station for Use with Autostainer 360/480S/720	A80510140

www.thermoscientific.com/pathology

© 2015 Thermo Fisher Scientific Inc. All rights reserved. All trademarks are the property of Thermo Fisher Scientific and its subsidiaries.

Anatomical Pathology

4481 Campus Drive
Kalamazoo, MI 49008
UNITED STATES
+1 (800) 522-7270

Tudor Road, Manor Park
Runcorn, WA7 1TA
UNITED KINGDOM
+44 (0) 800 018 9396
+44 (0) 1928 534 000

Thermo SCIENTIFIC
A Thermo Fisher Scientific Brand

LV10014 R10/15