

Unlock efficiency in your pathology laboratory with automated amplicon-based NGS

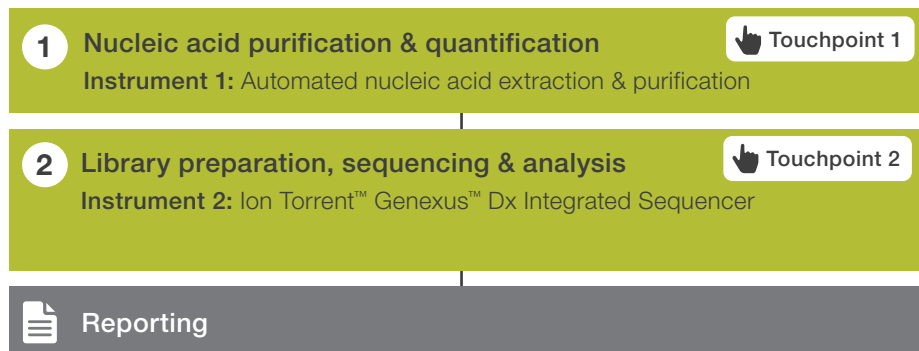
Reduce hands-on time, accelerate turnaround time, and maximize productive time with an integrated and efficient NGS system

Operational challenges—including complex workflows, skilled staff requirements, and fragmented workflows with numerous touchpoints limit efficiency and scalability in pathology laboratories. A real-world time-and-motion study revealed hybrid-capture NGS workflows can compound these challenges through extensive pipetting and

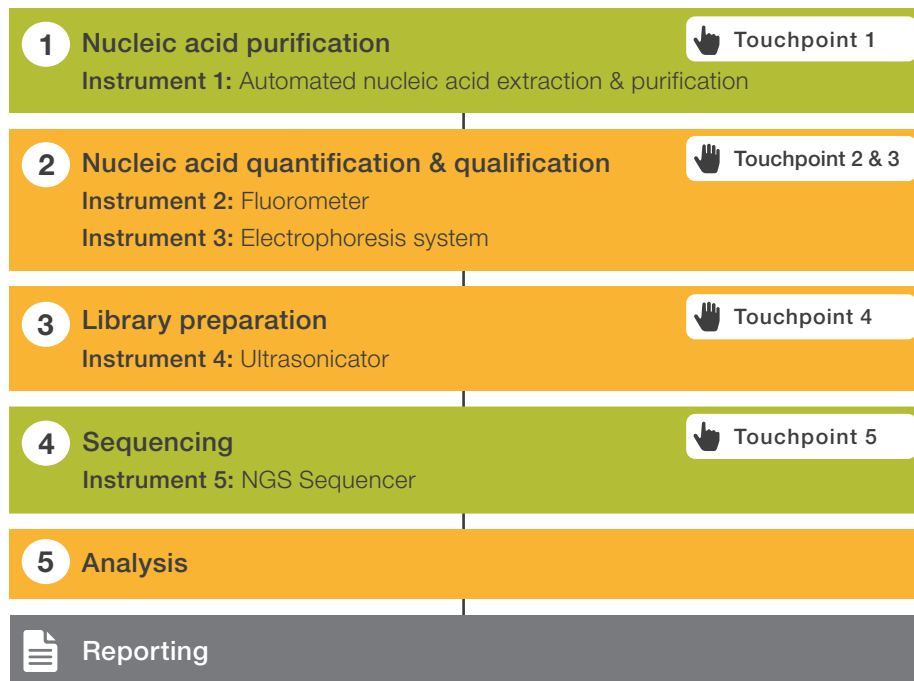
reagent preparation, prolonged hands-on time, and idle time that cannot be repurposed for other work. Automated, amplicon-based NGS addresses these inefficiencies by streamlining workflows into two instruments, reducing manual interventions, and enabling consistent results within existing staff and space.

● Automated ● Manual

Ion Torrent™ OncoPrint™ Dx Express Test



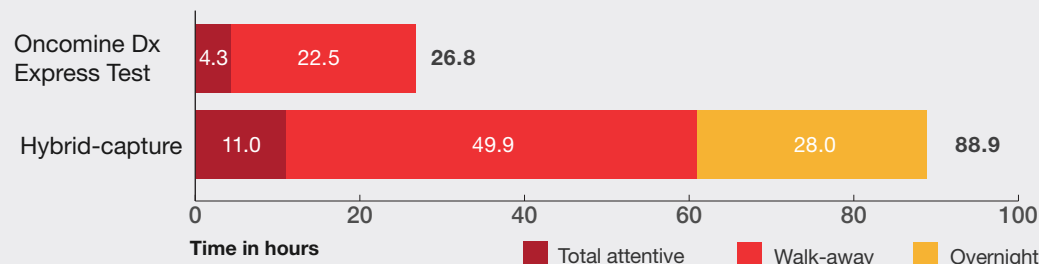
Hybrid-capture NGS workflow



Reduce turnaround time by
62 HOURS
per run compared to hybrid-capture workflow

Reduce turnaround time for treatment decisions

Total turnaround time (TAT) for six samples

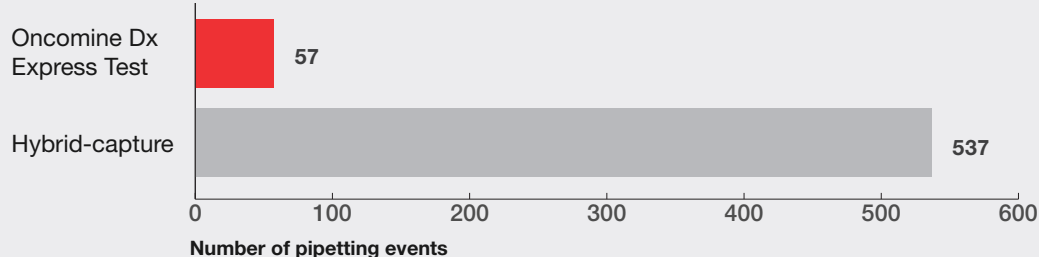


Reduce turnaround time for faster reporting and supporting timely treatment decisions.

Reduce manual pipetting by
89 PERCENT
compared to hybrid-capture workflow

Reduce manual pipetting

Manual pipetting events for 6 samples

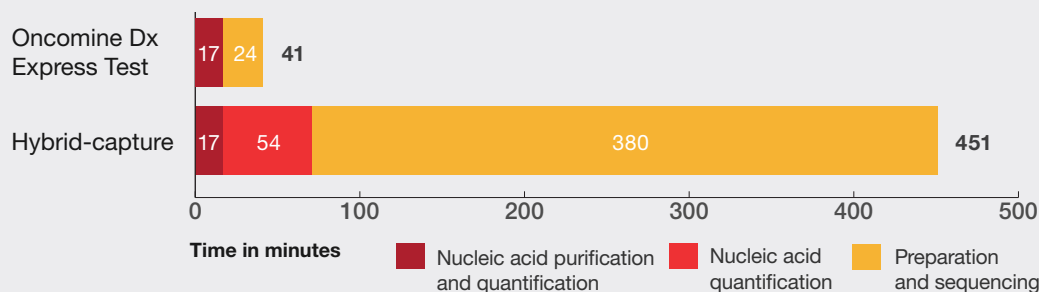


Reducing pipetting events supports testing consistency, reducing the opportunities for errors, delay, and waste.

Reduce hands-on time by
91 PERCENT
compared to hybrid-capture workflow

Reduce total hands-on time

Hands-on time required for NGS assay for six samples



Significantly less hands-on time allows staff to focus on higher-value activities, supporting lab scalability and increasing overall productivity.

References:

1. Stone S, Fronkier B, Zsiborás R, Lukács L, and Urbán P. (2025), Results of a Time and Motion Study of Two Next-Generation Sequencing Workflows in a Routine Oncology Biomarker Profiling Setting. *The Journal of Molecular Diagnostics*, Volume 27, Issue 11, S1 - S206

Learn more at thermofisher.com/oncomine-express-test